

4112-9212 This information is given as an indication. In the continual goal to improve our products, we reserve the right to make any modifications judged necessary



3 GHz N FAILSAFE TRANSFER SWITCH

Page
1 / 2

OPTIONS:

R F CHARACTERISTICS

FREQUENCY RANGE : 0 - 3 GHz
IMPEDANCE : 50 Ohms

FREQUENCY (GHz)	0 - 1	1 - 2	2 - 3
V.S.W.R <=	1.15	1.20	1.25
INSERT. LOSS <=	0.15 dB	0.20 dB	0.25 dB
ISOLATION >=	85 dB	80 dB	75 dB
AVER. POWER (*)	350 W	250 W	150 W

ELECTRICAL CHARACTERISTICS

ACTUATOR : FAILSAFE
NOMINAL CURRENT AT 25° C (±10%) : 340 mA
ACTUATOR VOLTAGE (Vcc) : 12V (10.2 to 13V)
TERMINALS : D-sub 9 pins

MECHANICAL CHARACTERISTICS

CONNECTORS : N female per MIL C 39012
LIFE : 2.500.000 cycles
SWITCHING TIME (nominal voltage;25° C) : < 15 ms
CONSTRUCTION : splashproof
WEIGHT : < 215 g

ENVIRONMENTAL CHARACTERISTICS

OPERATING TEMPERATURE RANGE (°C) : -40 , +85
STORAGE TEMPERATURE RANGE (°C) : -55 , +85

(* : average power at 25° C)

This information is given as an indication. In the continual goal to improve our products, we reserve the right to make any modifications judged necessary

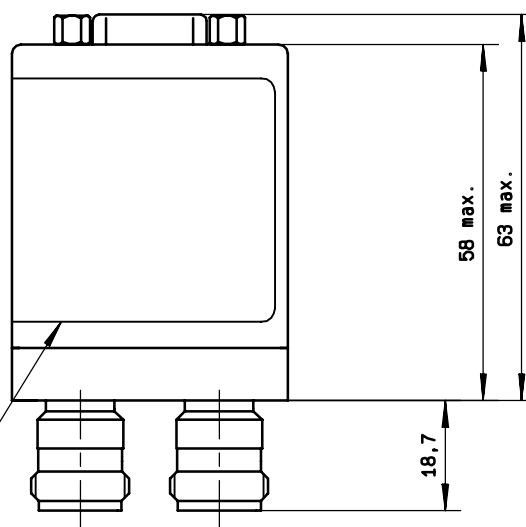
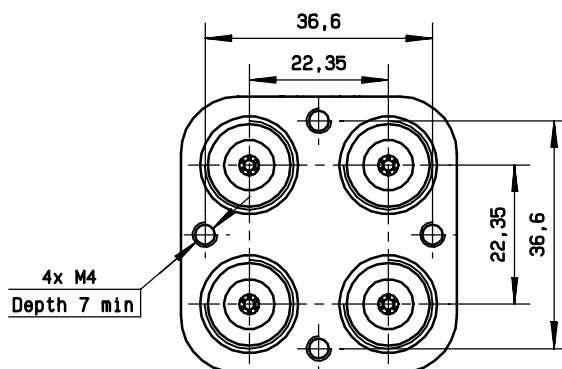
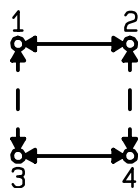
4113-9212

General tolerance: $\pm 0,5$ mm

R577.012.007

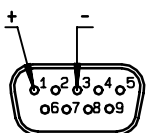
Page
2/2

DRAWING



MARKING

D-SUB 9 PINS
TOP VIEW



RADIAL

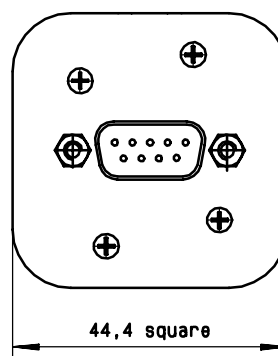
R577 012007

0 - 3 GHz

Un : 12 V

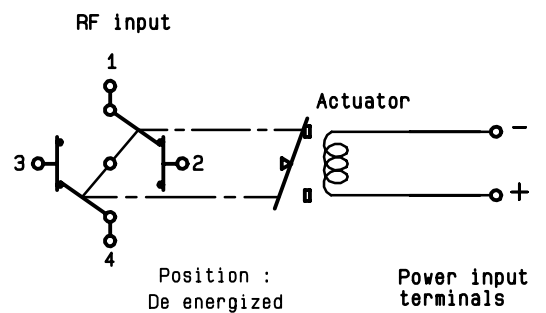
Lot : ----

Made in France



SCHEMATIC DIAGRAM

Voltage	RF continuity
energized	1 ↔ 3 2 ↔ 4
De-energized	1 ↔ 2 3 ↔ 4



ISSUE 29.Mar.01